

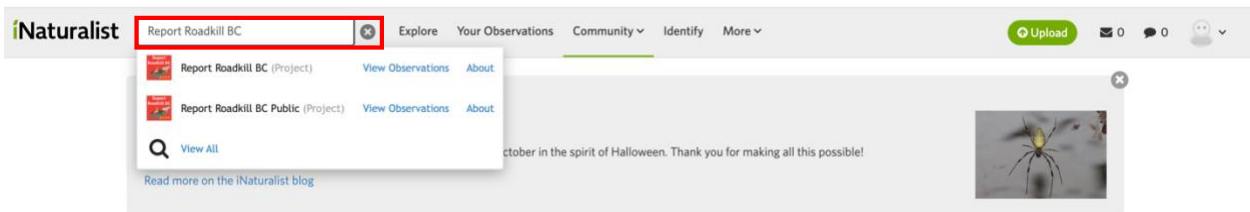
## Uploading observations to iNaturalist – Report Roadkill BC

**Before you upload observations, you can join the [Report Roadkill BC Members Only project](#). Here are instructions on how to do that:**

If you don't already have an iNaturalist account, create one at <https://www.inaturalist.org/> by selecting 'Sign Up'.





Once an account is created, you can search for Report Roadkill BC. There are 2 projects: Report Roadkill BC, and Report Roadkill BC Public. [Report Roadkill BC](#) is members only, so you will want to join that one. You can join it by searching the project name in the search bar and pressing Enter.



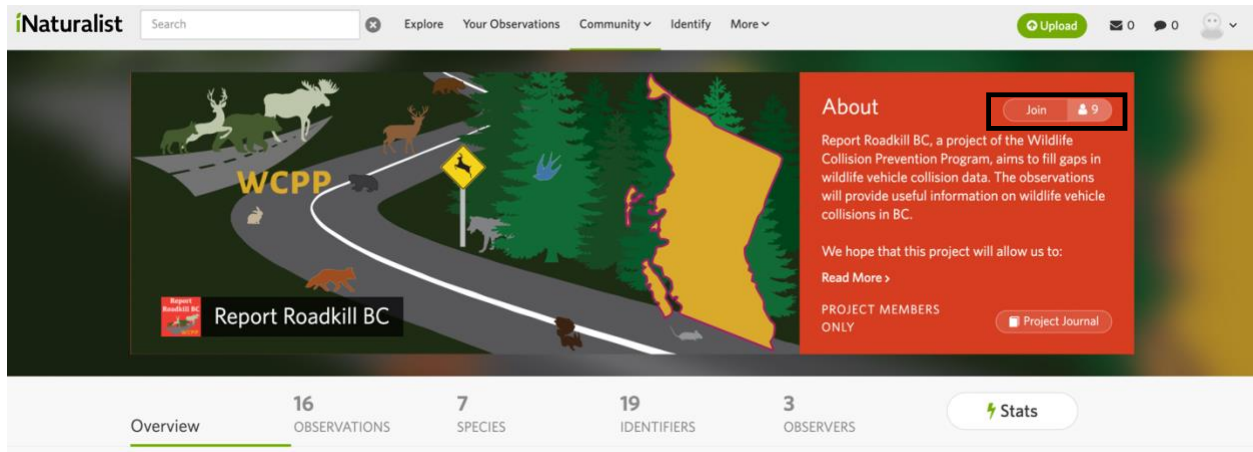
Once you hit enter, you will see both Report Roadkill BC and Report Roadkill BC Public. Select Report Roadkill BC.

### Search Results for "Report Roadkill BC"

All Taxa Users Projects Places

-  **Report Roadkill BC** [View Observations](#)  
Report Roadkill BC, a project of the Wildlife Collision Prevention Program, aims to fill gaps in wildlife vehicle collision data. The observations will provide useful information on wildlife vehicle collisions in BC. We hope that this project will allow us to: - Identify wildlife vehicle coll...
-  **Report Roadkill BC Public** | [View Observations](#)  
Report Roadkill BC, a project of the Wildlife Collision Prevention Program, aims to fill gaps in wildlife vehicle collision data. The observations will provide useful information on wildlife vehicle collisions in BC. We hope that this project will allow us to: - Identify wildlife vehicle coll...

After selecting Report Roadkill BC, you will be taken to the project's main page. Here you can join the project by selecting 'Join'.



It will then confirm that you'd like to join Report Roadkill BC and give some information about the project and the rules for adding observations. Select 'Yes, I want to join'.

## Join Report Roadkill BC?

### About this Project

*Report Roadkill BC, a project of the Wildlife Collision Prevention Program, aims to fill gaps in wildlife vehicle collision data. The observations will provide useful information on wildlife vehicle collisions in BC.*

*We hope that this project will allow us to:*

- Identify wildlife vehicle collision hotspots and introduce collision mitigation techniques to those areas.
  - Identify species that are being involved in wildlife vehicle collisions, especially smaller
- [...more ↓](#)

### Project Curators



### Rules for Adding Observations

- one of the following must be true:
  - must be in taxon Aves
  - must be in taxon Mammalia
  - must be in taxon Reptilia
  - must be in taxon Amphibia
- must be observed in British Columbia, CA
- must have quality grades: research, needs ID, casual

### Other

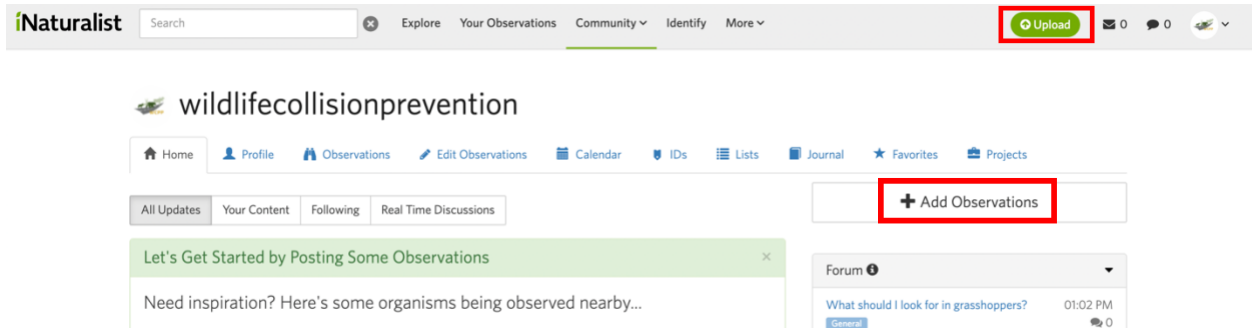
- Receive updates from this project

*Receive updates about this project on your dashboard and in the daily updates email.*

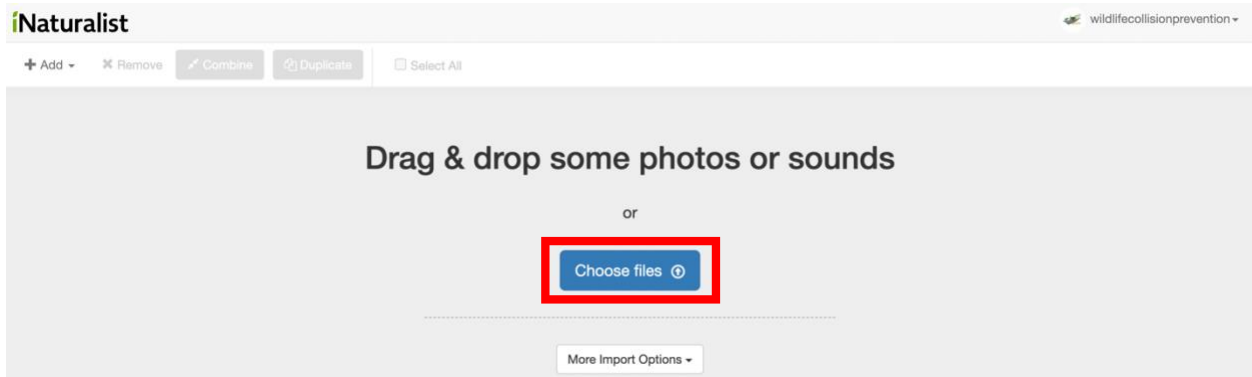
You have now joined the project! You can't directly add observations into the project, but anytime you upload observations that meet the specified parameters, they will automatically load into the project.

## Instructions for uploading observations:

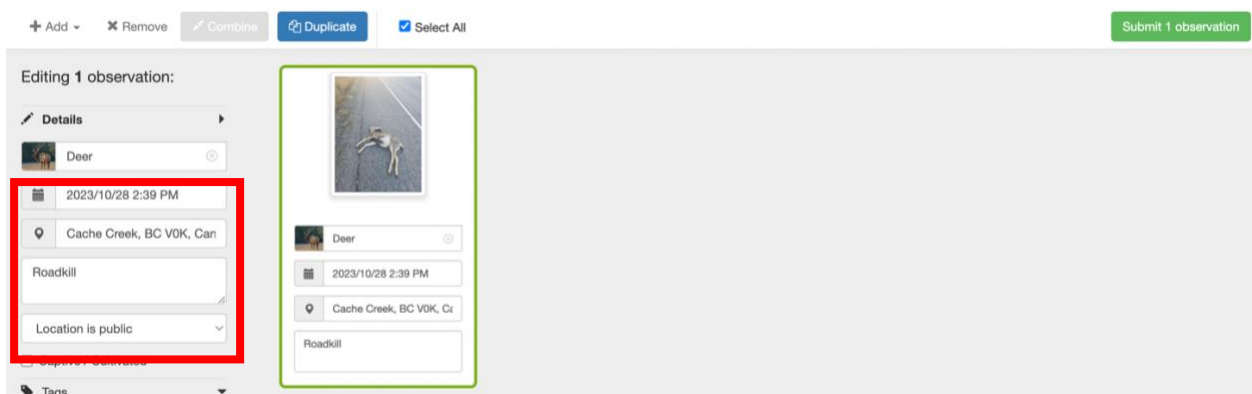
Step 1: When on your dashboard, you can select either the Upload button in the top right corner, or the +Add Observations button.



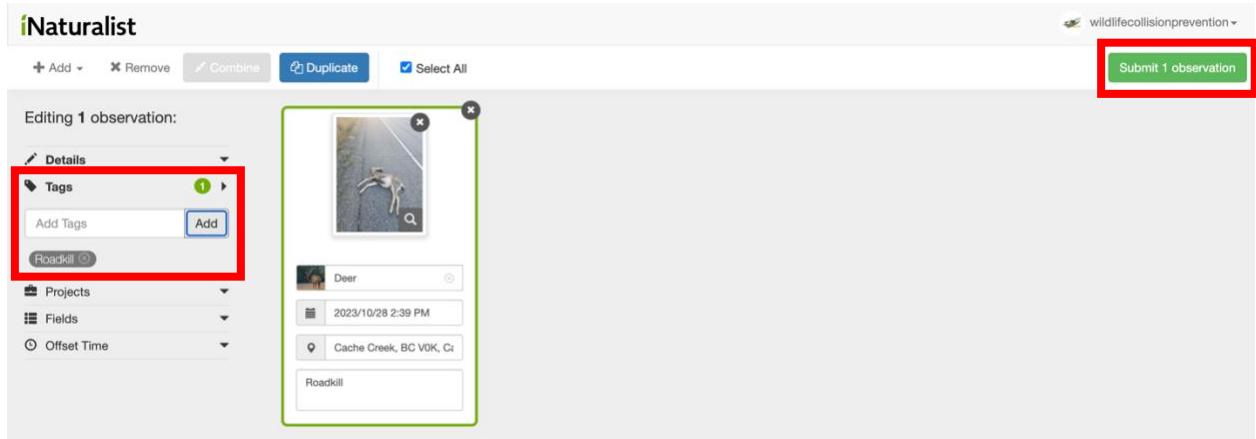
Once you select one of these, it will take you to a page where you can upload your images. You can add multiple files at a time, and they will upload as separate observations.



After adding your files, you will see your observations and will be able to add information to them. You can add the suspected species, and other iNaturalist users can agree, or provide more detailed information. If you're not sure what the species is, you can put whatever you do know. (For example: you take an image of roadkill, but you can't identify the species. You can see a wing and feathers, so you know it's a bird. You put 'Birds' in the species spot.) Also be sure to add the location and the date you *observed* the roadkill and add 'Roadkill' in the notes section.

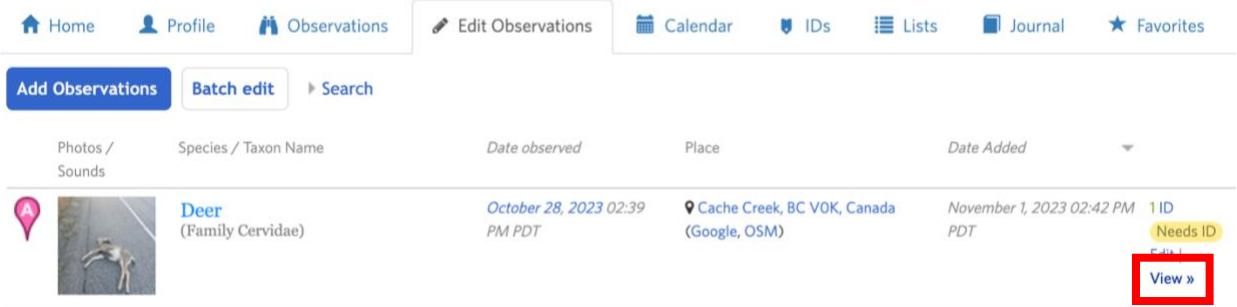


You can also add 'Roadkill' in the tags section. Once you've added all the information, select the observation(s) you wish to submit and click 'Submit observation'.

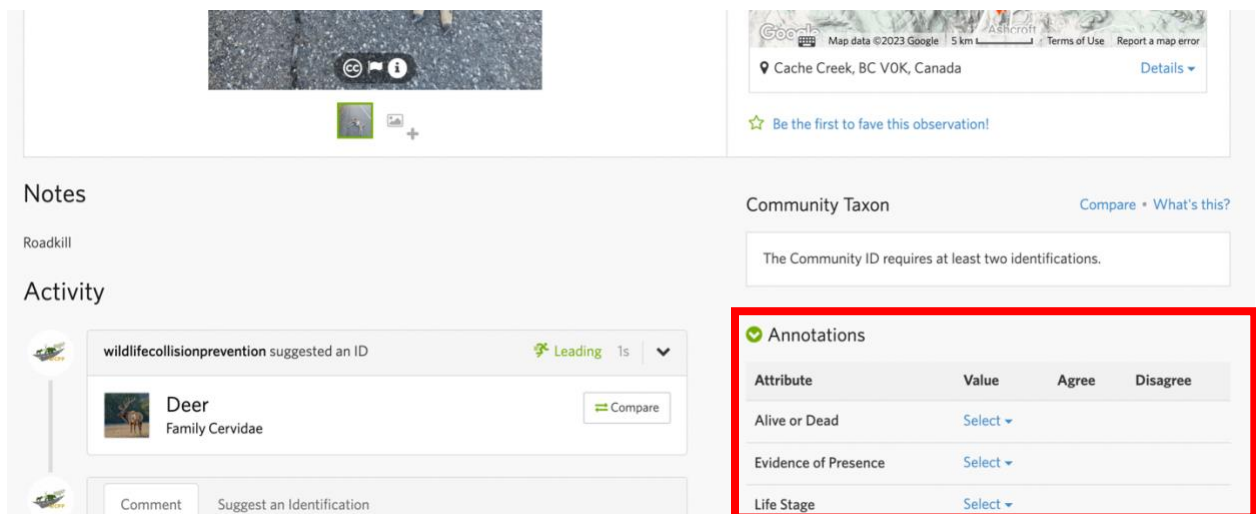


Once the observation is submitted, it will show you a page with your observations. Select 'View'.

## Edit Observations



This will show you the details of your observation.



The parameters set by Report Roadkill BC require the observations to be annotated as 'Dead' to be added to the project. In the annotations section, click 'Select' for the Alive or Dead attribute, and select Dead.

Annotations

Attribute	Value	Agree	Disagree
Alive or Dead	Select ▾		
Evidence of	Alive Cannot Be Determined		
Life Stage	Dead		
Sex	Select ▾		

This should now make your observation meet all the parameters of the Report Roadkill BC project. Scrolling down to the Projects section, you should be able to see that your observation has been added to Report Roadkill BC and Report Roadkill BC Public.

Projects (2)

Add to a Project

- Report Roadkill BC Public
- Report Roadkill BC